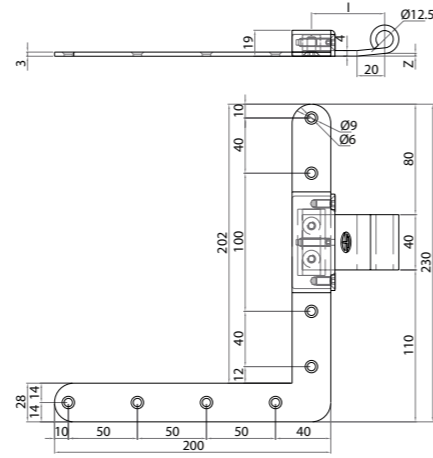




PATENTED




## SERIE TSR 341-346

Squadro occhio laterale regolabile



Articolo	Codice		I	Z	P max*	Pcks
TSR-341-05	A0137060	DX	49-57	0	60 kg	6
TSR-341-10	A0137065	DX	70-78	0	60 kg	6
TSR-341-15	A0137070	DX	49-57	1	60 kg	6
TSR-341-20	A0137075	DX	70-78	1	60 kg	6
TSR-341-25	A0137080	DX	49-57	2	60 kg	6
TSR-341-30	A0137085	DX	70-78	2	60 kg	6
TSR-346-05	A0137090	SX	49-57	0	60 kg	6
TSR-346-10	A0137095	SX	70-78	0	60 kg	6
TSR-346-15	A0137100	SX	49-57	1	60 kg	6
TSR-346-20	A0137105	SX	70-78	1	60 kg	6
TSR-346-25	A0137110	SX	49-57	2	60 kg	6
TSR-346-30	A0137115	SX	70-78	2	60 kg	6

**Categoria Commerciale: G0**  
 \*Peso massimo a coppia  
 Verifica carico eseguita con rapporto X / Y ≤ 0,5  
 Finitura a magazzino: Nero Cover System  
 Finitura su richiesta: Verniciatura RAL

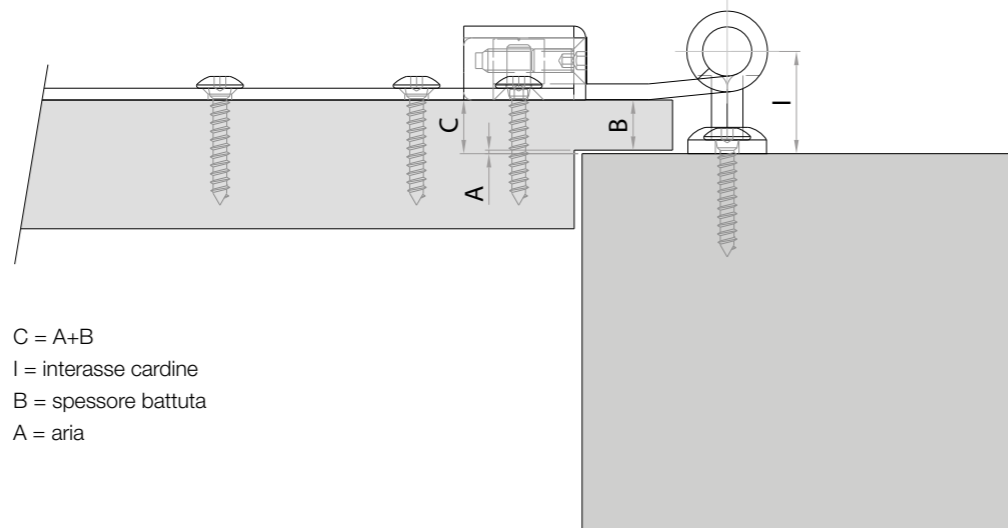


± 4 mm



### SCHEMA APPLICATIVO MONTAGGIO

Codice	I=24	I=27	I=32
TSR-341-05	C=13,5	C=17	C=22
TSR-341-10	C=13,5	C=17	C=22
TSR-341-15	C=12,5	C=16	C=21
TSR-341-20	C=12,5	C=16	C=21
TSR-341-25	C=11,5	C=15	C=20
TSR-341-30	C=11,5	C=15	C=20
TSR-346-05	C=13,5	C=17	C=22
TSR-346-10	C=13,5	C=17	C=22
TSR-346-15	C=12,5	C=16	C=21
TSR-346-20	C=12,5	C=16	C=21
TSR-346-25	C=11,5	C=15	C=20
TSR-346-30	C=11,5	C=15	C=20



### SCHEMA APPLICATIVO APERTURA ANTA

